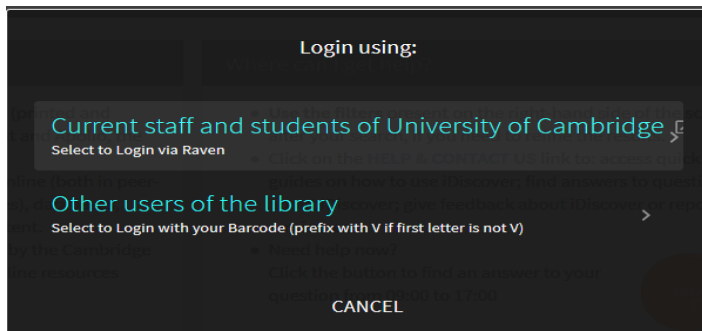
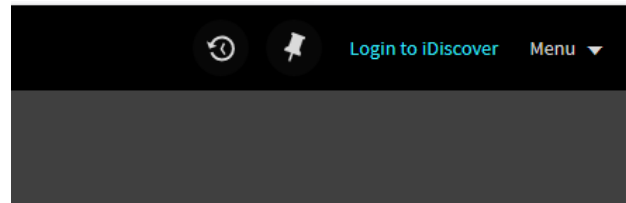


## Recalling a book from another user

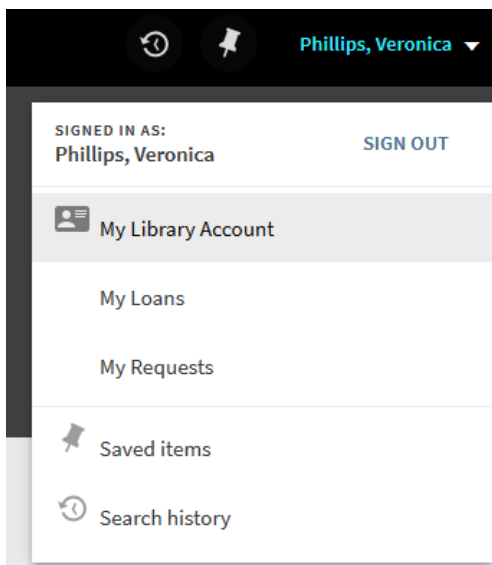
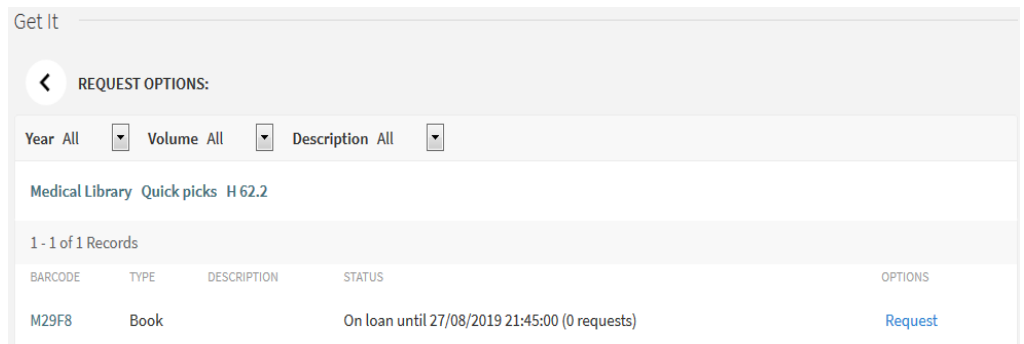
The Medical Library has a long borrowing limit, with the option for lots of renewals, so this means that waiting for another person to return the book you need might not be the best option. However, you can request a book that someone else has borrowed, and they will then have to bring it back into the library within a week.

To recall a book, you will first need to find it on iDiscover (<http://idiscover.lib.cam.ac.uk/>). You'll also need to be logged in on iDiscover – the login button is at the top right-hand corner of the page.



University of Cambridge staff and students pick the 'Current staff and students' option and log in with Raven. NHS staff, and Cambridge alumni should pick the 'Other users of the library' option and log in with the barcode and password they use to log into library computers.

Click on 'Request' and follow the prompts. Please note that you should specify 'Medical Library' as your pickup location. Once you've completed the request, it will show up in your account on iDiscover, which you can access from the top right-hand corner of the page:



If you click on 'My requests,' you can see the items requested. You have the option to cancel the requests if you no longer want the book.

When you make the request, the person who has borrowed the book will be notified by email and have one week to return the book. When they return it, you will receive an email, and will have one week to collect it from the Medical Library.

It's important to keep track of your email and read any emails from the Medical Library carefully – someone might request a book that you have borrowed, too!